



End of Cycle 1 Report

Lorem ipsum dolor sit amet, consectetur adipiscing elit, sed diam nonummy nibh euismod tincidunt ut laoreet. Lorem ipsum dolor sit amet, consectetur adipiscing elit, sed diam tincidunt ut laoreet.

 **Attendance 98.3%** | **949** COVERED SHIFTS | **965** SCHEDULED SHIFTS

949 Shifts
Covered

16 Reported
No Shows

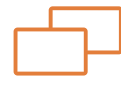


THAT'S
9.5
HOURS SAVED
IN EACH
STORE!

7,311
total hours

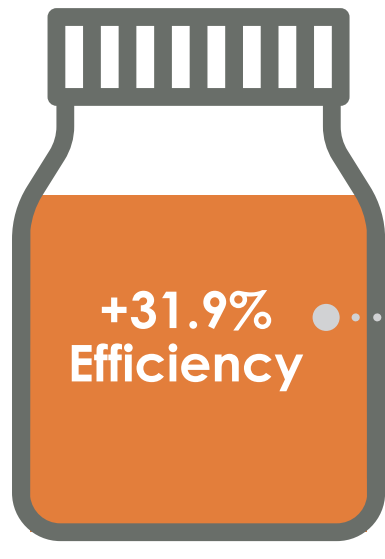
31.0 Average
Hours Per Store

40.5 estimated hours based on workload

 **Category Completion 98.7%** | **457** SETS COMPLETED | **463** SCHEDULED SETS

231 Sets
Completed

212 Sets
Completed



Pasta Sauce

+31.9%
Efficiency

26 estimated
hours,
17.7 actual



Bagged Popcorn

+26.5%
Efficiency

4 estimated
hours,
2.9 actual

3

sets not completed



Multiple Visit

3

sets not completed



Supervisor Contacted

14

Total Exceptions

1

set not completed



Limited Resources

7

sets not completed



Equipment Issue

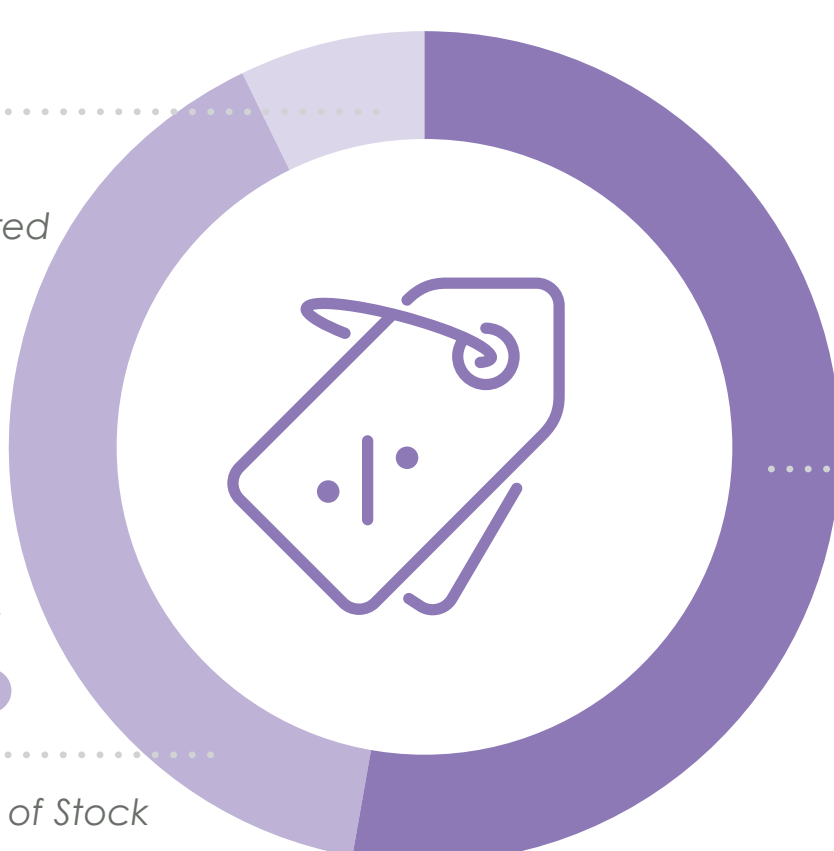
 **New Items Distribution 95%** | **3,697** ITEMS CUT-IN | **3,882** TOTAL NEW ITEMS

7%

Not on Shelf,
Callback Required
(185/3,882)

40%

Tagged Out of Stock
(2,070/3,882)



53%

Tagged on Shelf
(1,627/3,882)



Surveys/Projects

Teams completed the following surveys:



Deli Beverage Cooler

&



New Item Tag Survey